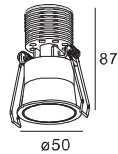
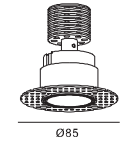


Anodized Black ,Dark Chrome,White Chrome,Rose Gold,Matt Gold,Anodized Gold.



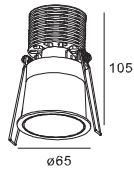
**ALDL0708** TW TB AB BC CP RG AG GL

CITIZEN COB 1X7W/350mA  
Luminous flux:2700/3000K 630lm  
CRI≥92/85  
Beam angle:24°/36°/60°




**ALDL0785** TW TB AB BC CP RG AG GL

CITIZEN COB 1X7W/350mA  
Luminous flux: 2700/3000K 580lm  
CRI≥92/85  
Beam angle:24°/36°/60°



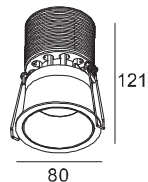
**ALDL0709** TW TB AB BC CP RG AG GL

CITIZEN COB 1X10W/500mA  
Luminous flux:2700/3000K 810lm  
CRI≥92/85  
Beam angle: 24°/36°/60°




**ALDL0786** TW TB AB BC CP RG AG GL

CITIZEN COB 1X10W/500mA  
Luminous flux: 2700/3000K 850lm  
CRI≥92/85  
Beam angle:24°/36°/60°



**ALDL0756** TW TB AB BC CP RG AG GL

CITIZEN COB 1X18W/500mA  
Luminous flux: 2700/3000K 1650lm  
CRI≥92/85  
Beam angle:15°/24°/36°/60°



**ALDL0787** TW TB AB BC CP RG AG GL

CITIZEN COB 1X18W/500mA  
Luminous flux: 2700/3000K 1620lm  
CRI≥92/85  
Beam angle:15°/24°/36°/60°

