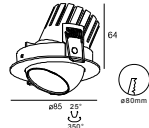
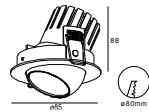


ALDL0587
 Power :1X5W/500mA/Max.10V
 CCT :2700/3000/4000K
 Flux :500lm
 CRI :>90
 Cutout :ø55mm
 Optional :

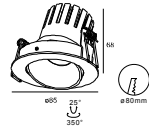
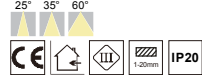


ALDL0516
 Power :1X7W/350mA/Max.19V
 Flux :700lm

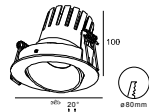


ALDL0518
 Power :1X13W/350mA/Max.37V
 Flux :1300lm

CCT :2700/3000/4000K
 CRI :>90
 Cutout :ø80mm
 Beam angle :
 25° 35° 60°

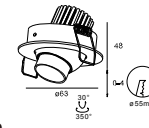

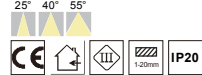


ALDL0588
 Power :1X7W/350mA/Max.19V
 Flux :700lm



ALDL0589
 Power :1X13W/350mA/Max.37V
 Flux :1300lm

CCT :2700/3000/4000K
 CRI :>90
 Cutout :ø80mm
 Beam angle :
 25° 40° 55°

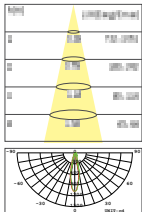


ALDL0880
 Power :1X4W/350mA/Max.12V
 CCT :2700/3000/4000K
 Flux :400lm
 CRI :>90
 Cutout :ø55mm
 Optional :
 Beam angle :
 14-60°

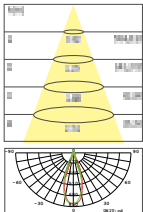


7W

LED COB 25°

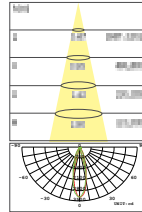


LED COB 40°

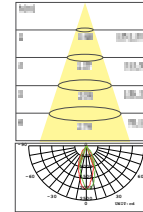


13W

LED COB 25°



LED COB 38°



LED COB 60°

