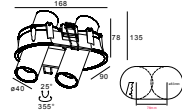


ALDL0398

Power :1X13W/350mA/Max.37V
 CCT :2700/3000/4000K
 Flux :1300lm
 CRI :>90
 Cutout :ø83mm

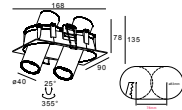

Beam angle :
 24° 36° 60°



ALDL0418

Power :2X13W/350mA/2XMax.37V
 CCT :2700/3000/4000K
 Flux :2X1300lm
 CRI :>90
 Cutout :2xø83-78mm

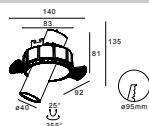

Beam angle :
 24° 36° 60°



ALDL0419

Power :2X13W/350mA/2XMax.37V
 CCT :2700/3000/4000K
 Flux :2X1300lm
 CRI :>90
 Cutout :2Xø83-78mm

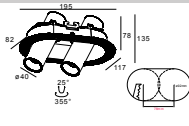
Beam angle :
 24° 36° 60°



ALDL0427

Power :1X13W/350mA/Max.37V
 CCT :2700/3000/4000K
 Flux :1300lm
 CRI :>90
 Cutout :ø95mm

Beam angle :
 24° 36° 60°



ALDL0433

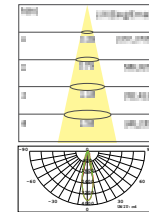
Power :2X13W/350mA/2XMax.37V
 CCT :2700/3000/4000K
 Flux :2X1300lm
 CRI :>90
 Cutout :2Xø92-78mm

Beam angle :
 24° 36° 60°

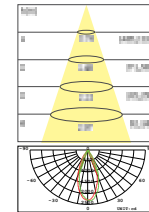


13W

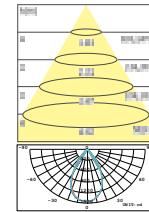
LED COB 24°



LED COB 36°

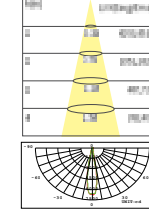


LED COB 60°

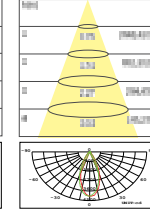


2X13W

LED COB 24°



LED COB 36°



LED COB 60°

